

# Employee of the Month

The High Speed Sorter – My new high-speed colleague



# Automatically more productive

Option to connect sample transport systems (e.g. Tempus600®)

Bulk fill sample tubes in chutes or the urgent sample compartment – no inserting or presorting

Gel-Check – prevents recentrifugation and minimises the risk of incorrect analyses

Load and unload sample tubes in the rack

Read barcode, determine tube type

Loop function – automatic sample feeding into the chute of the Bulk Loader if no order for the tubes has been registered yet

HSS

BL

IO

ID

 SARSTEDT

Sample loading

Sample identification/Gel-Check

The **H**igh **S**peed **S**orter automates your pre- and post-analytics. This creates time for other things.

Open screw caps and stoppers regardless of manufacturer

Seal tubes for transport and long-term archiving

Send tubes to different areas of the laboratory using Tempus600® sending units

Sample sorting in racks (closed or open)



Decapping

Aliquoting

Recapping

Sorting/distributing/archiving



# Welcome to the team!



The automation solution for your workflow is just as personalised as your laboratory and your day-to-day requirements and challenges.


Every laboratory has to face new conditions and ask itself the following questions:

- How do we want to deal with limited resources?
- Which simple work processes can be automated and therefore optimised?
- What sample throughput will this allow us to achieve?
- Which functions are absolutely necessary for us?
- Comparing this with our current situation: which analysis devices do we use and how much space do we have in our laboratory?

The modular design of the HSS (**H**igh **S**peed **S**orter) from SARSTEDT offers you the opportunity to create a solution precisely tailored to suit your needs.

Let's talk about your preanalytics workflow.





- **Modular customisation** to suit the individual requirements of your laboratory environment
- **Space efficient** – optimal use of the available floorspace (can be positioned close to walls)
- **Tailor-made platform layouts** – tailored to your analysis devices

### Automate your pre-analytics

- Sample loading
- Connection to a sample transport system (e.g. Tempus600®)
- Centrifugation status determination
- Sample identification
- Decapping
- Aliquoting
- Recapping
- Sorting
- Distributing
- Transfer to analysis platforms
- Archiving
- NEW: Sample transport with Tempus600®

### Choose the optimal configuration for your laboratory

With the HSS system, SARSTEDT offers you customer-specific customisable automation solutions for your pre-analytics.

### Take the strain off your employees

The HSS system allows relatively simple tasks and non-value creating activities, such as inserting and pre-sorting samples or opening and closing sample tubes, to be efficiently automated. This saves work for your employees who are (over)qualified for these tasks.

### Optimise your processes

Heavy competition and cost pressure as well as limited personnel capacity means automating pre-analytical laboratory processes is particularly effective.




Learn more about the  
High Speed Sorter

[hss.sarstedt.com](https://hss.sarstedt.com)

# More than the sum of its parts

Plug & Play: Automated pre- and post-analytics with the HSS modular system



## Bulk Loader module (BL)

Closed sample tubes are loaded manually into racks or automatically into chutes (Tempus600®) without pre-sorting or insertion.


The Bulk Loader has an integrated ID module for identifying samples and determining their centrifugation status (Gel-Check).

Automatic sample loading into the chute has also been integrated.



## Decapper module (DC)

The Decapper removes screw caps and stoppers from various manufacturers – no pre-sorting, no cross-contamination.



## Recapper module (RC)

The Recapper is available in 3 versions: it closes sample tubes with a diameter of 13 to 16 mm using a universal stopper, thus preventing evaporation. Alternatively, SARSTEDT tubes with a diameter of 13 to 15 mm are closed with the appropriate screw cap for transport or long-term archiving.



### Input/Output module (IO)

The IO module allows open or closed sample tubes to be introduced into or ejected from the rack.

The platform layout is created specifically for each laboratory and, with its adapter plates (SARSTEDT FlexPlates), can be variably adjusted (e.g. to switch between routine and archive operation).

Up to two Tempus600® sending units can be optionally integrated into the module. This allows tubes to be sent to different areas of the laboratory. There is no need to manually transport the tubes.



### Identification module (ID)

The ID module identifies sample tubes from the barcode, determines the tube type (cap colour, shape and geometry) and establishes the centrifugation status (Gel-Check).



### Sort Connect module (SC)







The Sort Connect module allows the HSS to be connected to an analysis platform (no need to manually transfer individual tubes or tubes in a rack).

## Configure your HSS!

The modular concept allows for personalised configuration – tailor-made to suit your laboratory's needs.

Scope of functions, throughput, size, costs – the HSS laboratory automation system can also be individually resized retroactively.

Contact us about your individual configuration.



Technical details and data sheets

[hss.sarstedt.com/en/#twdatenblaetter](https://hss.sarstedt.com/en/#twdatenblaetter)



=



### HSS – 6 modules

- Bulk packed sample loading
- Precise identification and sorting of non-centrifuged samples in centrifugation racks (Gel-Check)
- Loading after centrifugation in centrifugation or analysis racks
- Identification, selective opening and sorting
- Barcode alignment in analysis racks
- Selective closing with stoppers and archiving in racks
- Optional closing with screw caps

=



### HSS – 5 modules

- Loading in racks for registration/recording or precise aliquoting downstream
- Identification, selective opening and sorting
- Sorting/distribution into rack types from various manufacturers
- Barcode alignment in analysis racks
- Selective closing with stoppers and archiving in racks
- Optional closing with screw caps
- Optional sending of tubes with Tempus600®

=



### HSS – 4 modules

- Loading in various racks for registration/recording or precise aliquoting downstream
- Identification, selective opening and sorting
- Sorting/distribution into rack types from various manufacturers
- Barcode alignment in analysis racks
- Archiving of open samples possible
- Optional sending of tubes with Tempus600®

=



### BL1200 – 4 modules

- Bulk packed sample loading
- Precise identification and pre-sorting in analysis racks (e.g. haematology, coagulation, urine)
- Barcode alignment in analysis racks
- Precise identification and sorting of gel samples in centrifugation racks with balancing tubes and buffer function
- Automated transfer of centrifugation racks or individual tubes to analysis platform systems
- Optional sending of tubes with Tempus600®

=



### BL1200 – 3 modules

- Bulk packed sample loading
- Identification of centrifuged samples (Gel-Check)
- Selective opening and sorting in analysis racks
- Barcode alignment in analysis racks
- Optional sending of tubes with Tempus600®


=



### BL1200 – 2 modules

- Bulk packed sample loading
- Sorting into centrifugation and analysis racks
- Barcode alignment in analysis racks
- Gel-Check optional
- Optional sending of tubes with Tempus600®

# Even more efficient together: HSS and Tempus600®



## Straight from the ward to the laboratory.


With Tempus600® you accelerate specimen transport, thus reducing the total turnaround time (ToTAT) for clinical specimens and optimise the entire pre-analytical workflow.

This allows faster decisions to be made and can lead to better treatment of the patient.

Tempus600® reduces the gap from laboratory to ward.

## Gain with Tempus600®

- Save valuable time for your personnel with simple, direct sample transport and take the strain off existing transportation systems
- Use the potential of your HSS system even more efficiently
- Take the next step towards laboratory automation



## Pre-analytical workflow made by SARSTEDT

SARSTEDT gives you holistic, coordinated products and systems that are consolidated in the pre-analytical workflow product range: from optimal sample quality, direct transport, automated sorting and distribution to reliable archiving. Utilise the synergies of our systems.

Let's work together.

Tempus600® brings sample tubes to your laboratory simply, directly and securely.



Save time with the  
Tempus600® sample  
transport system  
**s-monovette-  
tempus600.**  
[sarstedt.com](http://sarstedt.com)

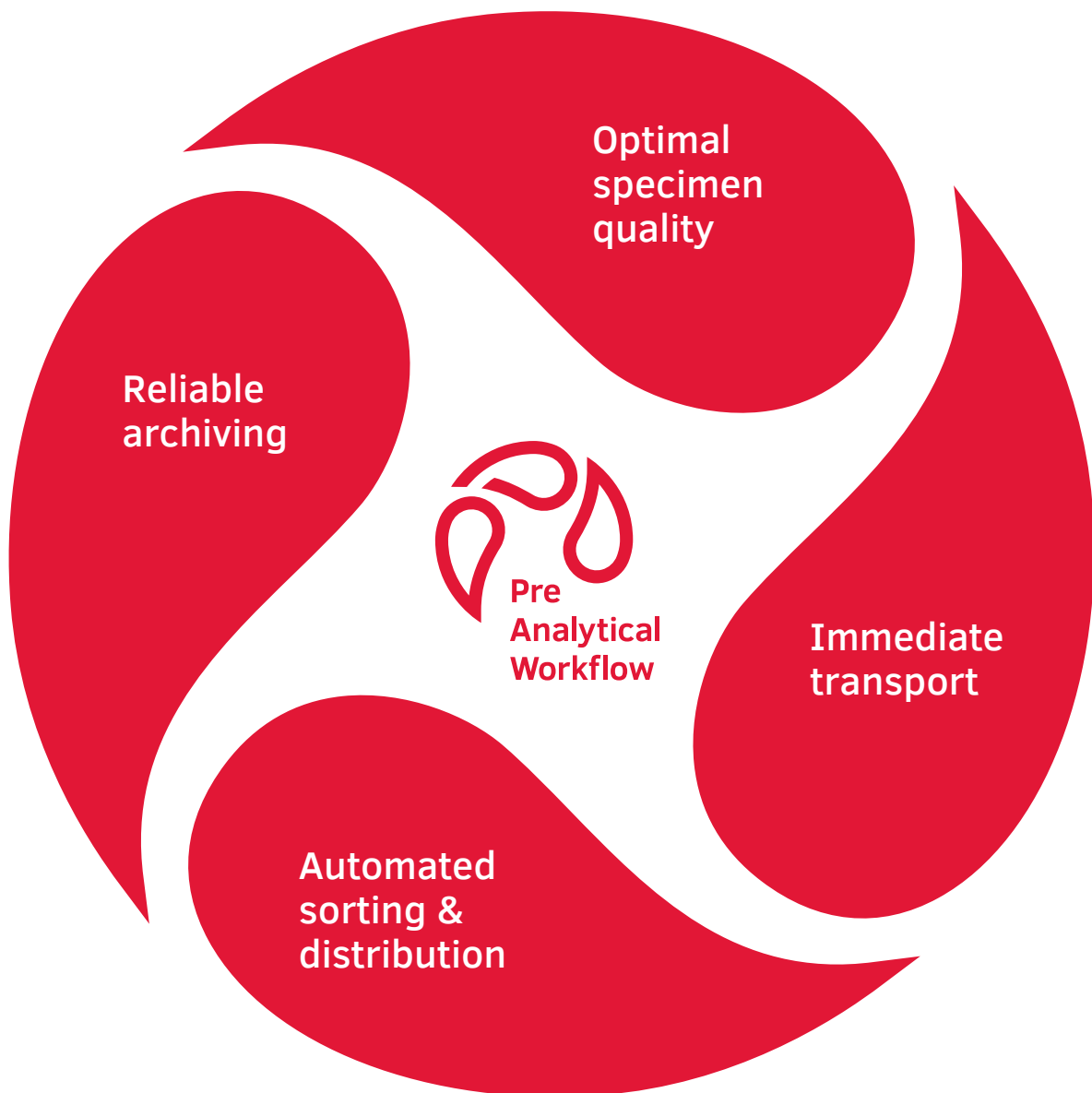
# Pre-analytical workflow made by SARSTEDT

Take advantage of the synergy of our synchronised systems.

Discover the 360° solutions for your pre-analytics from SARSTEDT:



[workflow.sarstedt.com](http://workflow.sarstedt.com)



If you have any questions,  
we'll be happy to help!

Visit our website: [www.sarstedt.com](http://www.sarstedt.com)

## **SARSTEDT Ltd.**

Optimus Way  
Optimus Point  
Leicester LE3 8JR

Tel: +44 116 235 9023  
Fax: +44 116 236 6099

[info.gb@sarstedt.com](mailto:info.gb@sarstedt.com)  
[www.sarstedt.com](http://www.sarstedt.com)



Further information,  
videos and sample order:  
[hss.sarstedt.com](http://hss.sarstedt.com)