


Product Information S-Monovette® Serum

Make sure to observe the following instructions for optimal serum yield after blood collection using the S-Monovette® Serum:

1.



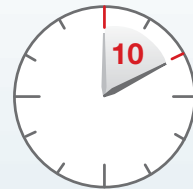
7.5 ml
Order No.: 01.1601



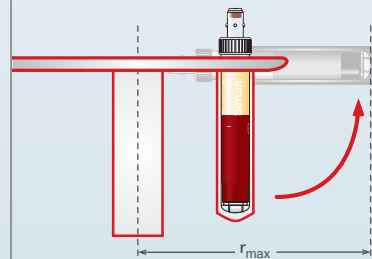
After blood collection:
Store S-Monovette®
in an **upright position**
for **30 minutes**.

30 min.
Clotting in an upright position

2.



Centrifugation in a 'swing-out rotor':
10 min. ▶ 2,000 x g ▶ 20 °C
 $g = 1.12 \times 10^{-5} \times r \times (\text{rpm})^2$



10 min.
Centrifugation

3.



Effect of horizontal storage
after blood collection:

During the clotting phase (i.e. the initial 30 minutes after blood collection), it is essential to store the S-Monovette® in an upright position to ensure a distinct separating layer after centrifugation and to avoid irregular effects (i.e. 'sausage' pattern)!

SARSTEDT AG & Co.
P.O. Box 12 20
D-51582 Nümbrecht
Phone +49 2293 3050
Fax +49 2293 305- 122
info@sarstedt.com
www.sarstedt.com

 **SARSTEDT**

Product Information S-Monovette® Serum-Gel

Make sure to observe the following instructions for optimal serum yield after blood collection using the S-Monovette® Serum-Gel:

1.



7.5 ml
Order No.: 01.1602



30 min.
Clotting in an upright position

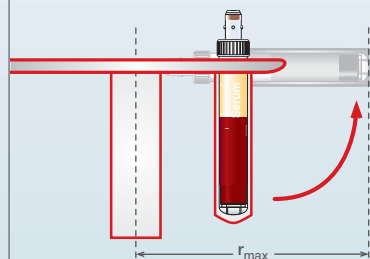


After blood collection:
Store S-Monovette®
in an **upright position**
for **30 minutes**.

2.



Centrifugation in a 'swing-out rotor':
10 min. ▶ 2,500 x g ▶ 20 °C
 $g = 1.12 \times 10^{-5} \times r \times (\text{rpm})^2$



10 min.
Centrifugation

3.



Effect of horizontal storage after blood collection:



During the clotting phase (i.e. the initial 30 minutes after blood collection), it is essential to store the S-Monovette® in an upright position to ensure a distinct separating layer after centrifugation and to avoid irregular effects (i.e. 'sausage' pattern)!

SARSTEDT AG & Co.
P.O. Box 12 20
D-51582 Nümbrecht
Phone +49 2293 3050
Fax +49 2293 305- 122
info@sarstedt.com
www.sarstedt.com

 **SARSTEDT**